

CutTime Help Logging In

The Wando Orchestra Boosters use a platform called CutTime to manage student's accounts. We will send you communications regarding fees, account balances, fundraiser proceeds, etc. via CutTime -- text from (866) 732-5971 or (844) 385-8463, and by email from support@gocuttime.com or noreply@gocuttime.com.

We also hope to explore more CutTime features such as event calendar, volunteer signups, announcements, AND especially an exciting new fundraising platform. So please be sure to log in and bookmark your Dashboard today!

*Note: We do not use student emails and phone numbers in this system. Please keep the "student contact information" as a primary parent/guardian contact.

New students: First time accessing CutTime:

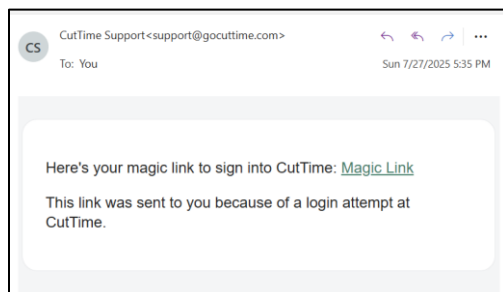
You will receive a Welcome Message from CutTime with a Magic Link. Or you can go here <https://app.gocuttime.com/login> or here <https://app.gocuttime.com/guardian/resent-magic-link> and request one to your email.

New students, the school does not give us your cell numbers. If you want that added to your profile so you can get notifications via text, please use this form to send it to us (or add additional parents/guardians) <https://forms.gle/o7ZU8SymmK44oxDE9>.

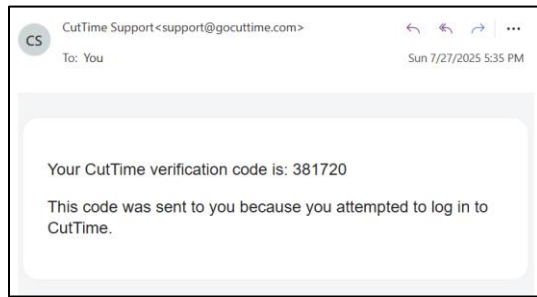
Returning students: First time accessing CutTime *this season*:

If you do not receive a new welcome message, locate your "Magic Link" from last year (tip: search your text or email for "CutTime." You will need to reverify your account, access the current school year, and resave your bookmark.

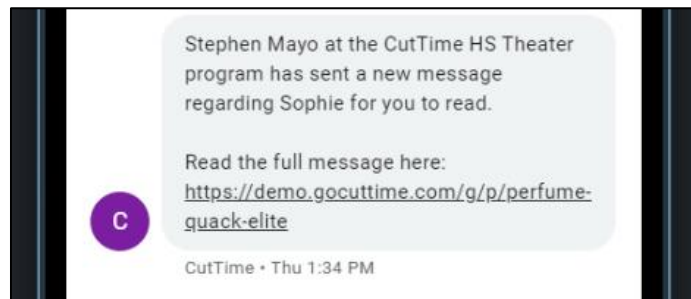
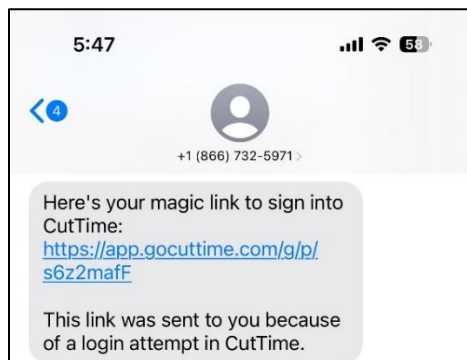
Your message should look like this:



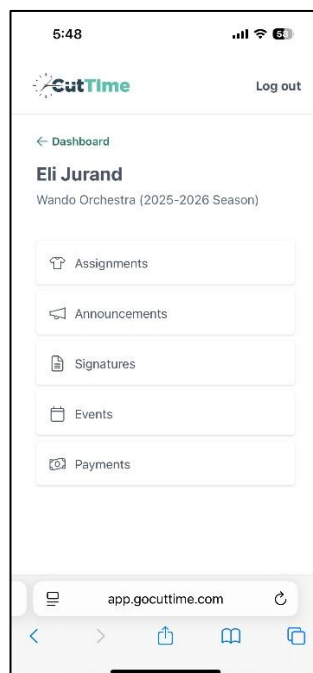
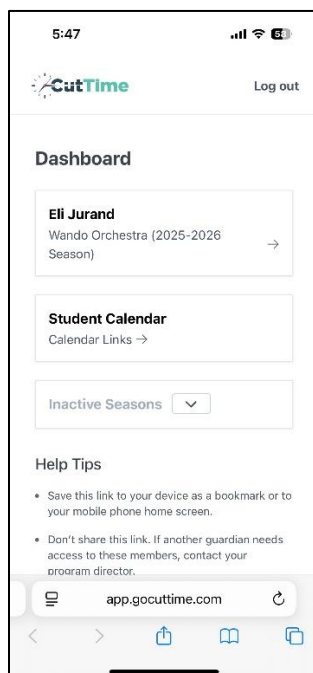
Click the link, and CutTime will ask to send you a verification code:



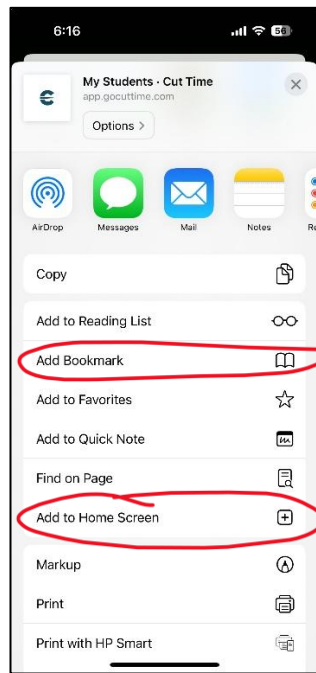
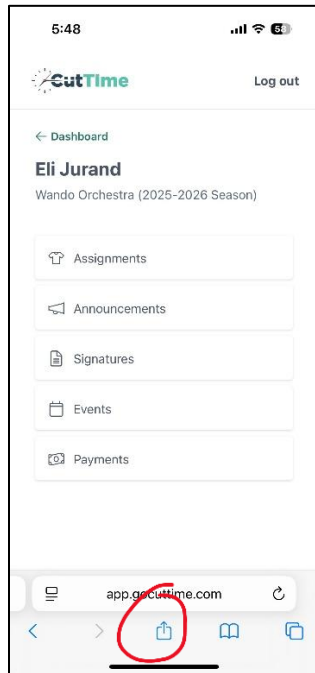
If you used CutTime last year and your cell is in the system, you'll get a text message:



Then you'll be able to see your Dashboard:



****IMPORTANT: Bookmark your Dashboard OR “add to your home screen”** (so it will look like an app) for easy access next time. On an iPhone, you can do this here:

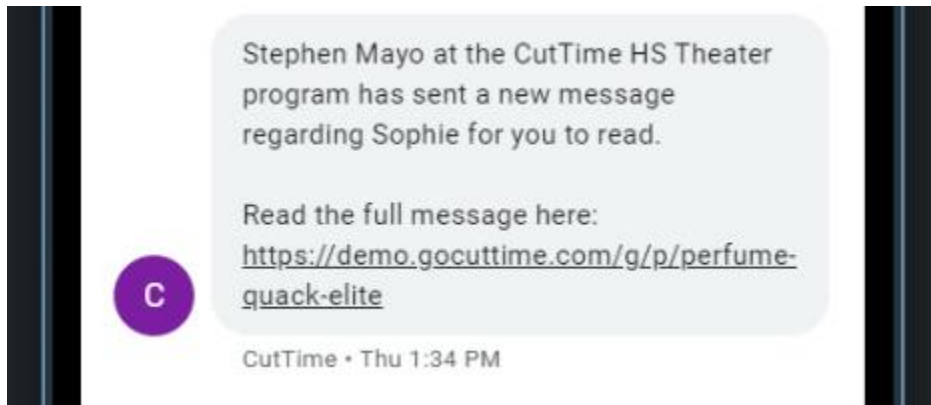


Here's CutTime's version of the instructions.

<https://support.gocuttime.com/article/258-logging-in#GuardianMember-accounts-LPRby>

Logging in

As a member of the program or as a guardian, **your login is your "magic link"** that you may have received in a text message or email from your program administrator.



When you click that link, you may be prompted to enter a verification code that is sent to your phone. Once you do that, you're logged into your member/guardian dashboard!

Requesting your magic link

1. Go to the Login Page of Cut Time Next Gen at <https://app.gocuttime.com/login>.
2. Click the "Guardians" or "Students" button below the traditional email/password login interface.
3. Enter the email or cell phone associated with your account and click "Send link"

If your information exists in our system, you'll soon receive a text or email with your magic link!